



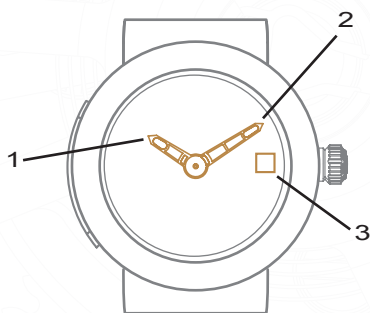
# ***HYSEK***

INSTRUCTIONS FOR USE  
MODE D'EMPLOI

**ABYSS**

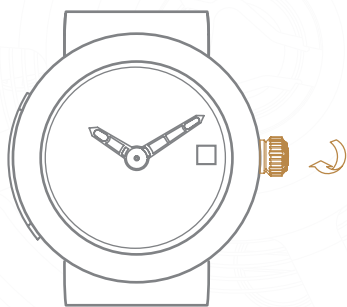
38 MM

# ***HYSEK***



- 1 Hours hand**  
Aiguille des heures
- 2 Minutes hand**  
Aiguille des minutes
- 3 Date**  
Date

# ***HYSEK***



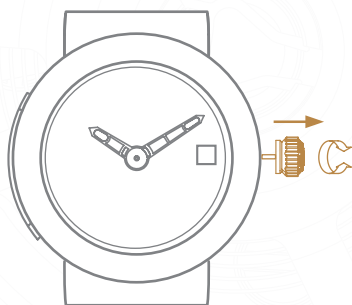
## **Manual Winding-Mechanism**

Wind the watch by turning the crown clockwise.

## **Remontage manuel**

Procédez au remontage manuel en tournant la couronne dans le sens horaire.

# ***HYSEK***



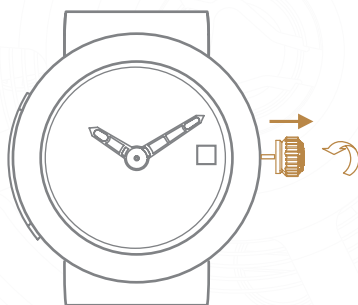
## **Setting the time**

Pull the crown out two notches and turn it clockwise or anticlockwise. The seconds hand is stopped. Push back the crown after use.

## **Mise à l'heure**

Tirez la couronne de deux crans puis tournez-la dans le sens désiré. Repoussez la couronne après utilisation.

# ***HYSEK***



## **Adjusting the date**

Pull the crown out one notch and turn anti-clockwise until the desired date appears. Push back the crown after use.

## **Réglage de la date**

Tirez la couronne d'un cran puis tournez-la dans le sens anti-horaire jusqu'à ce que la date désirée apparaisse. Repoussez la couronne après utilisation.

The background of the entire page is a faint, light gray illustration of several interlocking gears of different sizes. The gears are arranged in a way that they overlap and mesh together, creating a complex mechanical pattern. The largest gear is centered in the upper half of the page, with smaller gears surrounding it and at the bottom.

# ***HYSEK***

Chemin de la vignette 1  
CH-1167 Lussy sur Morges

Phone +41 21 804 90 90  
Fax +41 21 803 19 29  
[sales@hysek.com](mailto:sales@hysek.com)

[hysek.com](http://hysek.com)